






Continuous Provision Common Play Behaviours: Malleable

Behaviour	Rolling	Moulding	Shaping	Cutting	Resources to facilitate play
High Level 	<p>Children use rolling pins to roll dough/clay flat with pressure Children roll dough/clay to their desired shape and size</p> <p>Resources: Rolling pins of different sizes, patterns, weight, lengths and textures</p>	<p>Children select tools and moulds to create a desired shape, size, design or texture for a purpose</p> <p>Resources: Irregular shaped smaller moulds</p>	<p>Children use specific tools for a purpose, such as adding details Children can create more intricate shapes Children use tools to manipulate dough/clay</p> <p>Resources: Modelling tools, lollipop sticks, match sticks, pipe cleaners, irregular shaped moulds, chopsticks</p>	<p>Children are able to use cutting tools to create a desired shape Children can use cutting tools to cut away any excess dough/clay</p> <p>Resources: Knives, scissors, string, wire clay cutters</p>	<p>Increased resistance of materials e.g., clay, plasticine Clay and clay tools Clay boards Water – to shape and mould clay</p>
Mid-Level 	<p>Children use rolling pins to flatten dough/clay with some necessary pressure</p> <p>Resources: Rolling pins of different sizes and textures, pastry roller</p>	<p>Children explore moulds and tools to create different shapes and textures</p> <p>Resources: Variety of containers such as baking trays, chocolate moulds etc, shallow/wide premade moulds</p>	<p>Children smooth dough with hands and fingers Children roll dough in their hands to form a particular shape</p> <p>Resources: Different shaped moulds</p>	<p>Children use cutters to cut shapes in dough/clay Children are beginning to use tools to cut away excess dough</p> <p>Resources: Smaller more irregular shaped cutters, playdough knives and wheels, clay tools, lollipop sticks</p>	<p>Increased resistance of material e.g., playdough, gloop, kinetic sand, marshmallow dough, jelly dough, sand mousse</p>



Continuous Provision Common Play Behaviours: Malleable

<p>Low Level</p> 	<p>Children use a large rolling pin to roll out dough/clay Children use their hands to roll our dough/clay</p> <p>Resources: Large rolling pin, pastry roller, hands</p>	<p>Children use their hands to flatten dough/clay Children use hands to squash, bend, twist and stretch dough/clay</p> <p>Resources: Hands, large amounts of dough, large containers/cupcake cases</p>	<p>Children squash dough with hands and fingers to try and shape it</p> <p>Resources: Playdough, dough disco as a whole class, shaving foam, kinetic sand</p>	<p>Children tear dough up with their hands and fingers Children split up dough with hands and fingers</p> <p>Resources: Large, wide shape cutters</p>	<p>Easy resistance of material e.g., shaving foam, instant snow, cloud dough, porridge dough, jelly</p>
<p>Playdough station</p>	<ul style="list-style-type: none"> • Higher ability self service station to promote making their own playdough, exploring cause and effect • Prompt cards to support recipe sequencing/independence in skills • Sensory enhancements throughout the year such as lavender, spices, food colouring, herbs, petals, essential oils • Dough disco skill cards for children to access independently in their play 				