






## Continuous Provision Common Play Behaviours: Creative

Behaviour	Fixing/Joining	Cutting/Separating	Stick/Collage	Drawing	Painting
<b>High Level</b> 	<p>Children can play how they will fasten things together            Children check that fastening are secure            Children are able to select media to achieve a desired effect</p> <p>Resources:            Hole punch (double and single), split pins, treasury tags, pipe cleaners, match sticks, cold glue guns, Velcro</p>	<p>Children use scissors with increased control to cut out a desired shape            Children use scissors to cut thicker materials such as card and fabrics</p> <p>Resources:            Standard children’s scissors, crazy cut scissors, thicker materials (card/fabric/junk modelling)</p>	<p>Children make decisions about what they will use to stick, considering the most effective way            Children can control spatula to spread glue            Children can make decisions about the correct amount of glue/tape</p> <p>Resources:            Small embellishments, fabric pieces, thread/cotton, wool</p>	<p>Children begin to draw with increasing control and skill            Children choose a colour for a particular purpose            Children may add more detail to their drawings</p> <p>Resources:            Thin pencils, pencil crayons, gel pens, pastels, biro, thin chalk, liquid chalk pens, highlighters</p>	<p>Children make choices about the colours they will mix, mixing colours for an intended purpose            Children print to create patterns            Children express their thoughts and ideas with paint            Children use a range of movements and brush strokes</p> <p>Resources:            Smaller paintbrushes, poster paints, watercolours, self service primary paint colours, sponges, cotton buds, sticks, pipe cleaners</p>
<b>Mid-Level</b> 	<p>Children begin to explore techniques to join thicker materials            Children are able to fasten paper and card together with success</p> <p>Resources:            Sellotape/masking tape, elastic bands, lollipop sticks, blu tack, paper clips, stapler, string, wool, ribbon</p>	<p>Children can hold scissors correctly and display some control when cutting materials</p> <p>Resources:            Standard children’s scissors, self-opening scissors, easy grip loop scissors</p>	<p>Children are able to use glue/tape to fasten thicker materials together            Children stick carefully selected items together to achieve desired purpose            Children use sticking resources to explore creating different textures</p> <p>Resources:            Tissue paper, foil, paper, small shapes, pom poms</p>	<p>Children begin to draw faces and people            Children may draw ‘tadpole people’            Childrens drawings will be more recognisable</p> <p>Resources:            Thick pencils, chunky wax crayons, chunky felt tips, thick whiteboard pens, chunky chalk</p>	<p>Children experiment with mixing colours            Children give meanings to the marks they make and paint a desired picture</p> <p>Resources:            Different sized paintbrushes, powder paint, poster paint, palettes</p>



## Continuous Provision Common Play Behaviours: Creative

<p><b>Low Level</b></p> 	<p>Children explore fastening resources together using available resources</p> <p>Resources: Pritt sticks, glue pens, PVA glue, glitter glue, glue spreaders</p>	<p>Children use scissors with two hands to cut a piece of paper Children tear materials to create a desired shape Children begin to make snips in the paper</p> <p>Resources: Push down table top scissors, easy grip loop scissors</p>	<p>Children use glue to attempt to stick but may not be secure Children are able to use glue to fasten paper/thin resources together Children stick objects randomly onto paper/card</p> <p>Resources: Pre-cut paper pieces, foam pieces, stickers</p>	<p>Children will begin to draw circular marks and lines Children may talk about what they have drawn</p> <p>Resources: Easy grip crayons, chunky felt tips, hands, fingers</p>	<p>Children cover the paper in paint and paint in random directions Children will experiment colours and how these can be mixed</p> <p>Resources: Chunky paintbrushes, poster paint, palettes</p>
----------------------------------------------------------------------------------------------------------	----------------------------------------------------------------------------------------------------------------------------------------------------------------------	-----------------------------------------------------------------------------------------------------------------------------------------------------------------------------------------------------------------------------------------------------	--------------------------------------------------------------------------------------------------------------------------------------------------------------------------------------------------------------------------------------------------------------------	----------------------------------------------------------------------------------------------------------------------------------------------------------------------------------------	-----------------------------------------------------------------------------------------------------------------------------------------------------------------------------------------------------------